



Homelessness Partnering Strategy Coordinated Point-in-Time Count Key Findings & Next Steps

Dr. Patrick Hunter, HPS

2nd Canadian Homelessness Data Sharing Initiative
Calgary, AB | May 18, 2017



A: 2016 HPS PiT Count

EVERYTHING WE DO



Some Key Findings

<https://www.canada.ca/content/dam/canada/employment-social-development/programs/communities/homelessness/reports/highlights/PiT-Doc.pdf>

- On any particular day, over 50% of the homeless population has been experiencing **chronic homelessness**.
- **25% did not use a shelter over the past year.**
- Homelessness spikes in the mid-to-late teens, dropping off for women in their mid-20s and men in their 50s.
- **Nearly 1 in 3 youth cite conflict with a parent or guardian** as contributing to their most recent homelessness.
- **Seniors and older adults** are more likely to cite financial factors for their most recent housing loss.
- Overrepresented populations: **Indigenous people** (9x) and **veterans** (2x)
- **Newcomers** were more likely to be homeless as a family.

1. Three Findings:

- A. Non-Shelter Users
- B. Chronic and Episodic Homelessness: Response Patterns
- C. Trajectories and Gender

2. What's next? Everyone Counts



Shelter use in the past year

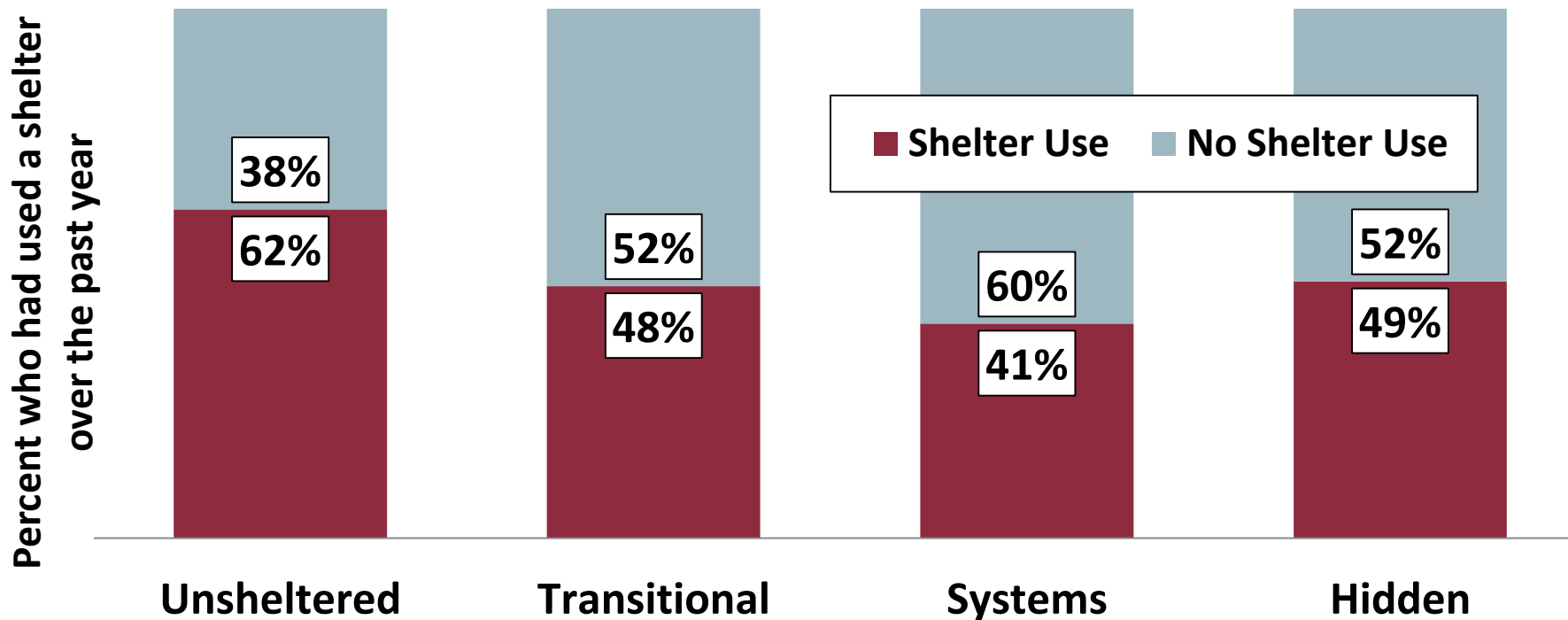
- **Have you stayed in an emergency shelter in the past year?**



Where are they?

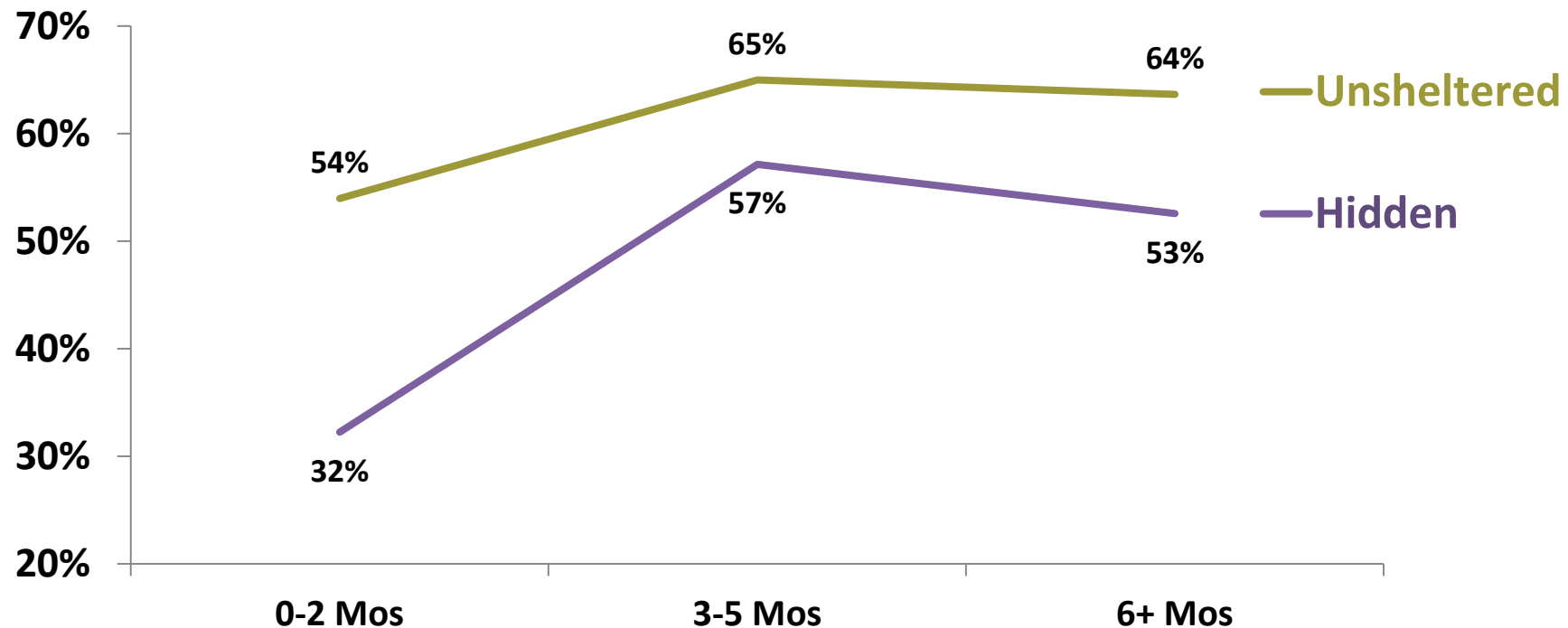
25.5% of respondents had not used a shelter in the past year

Shelter use across locations

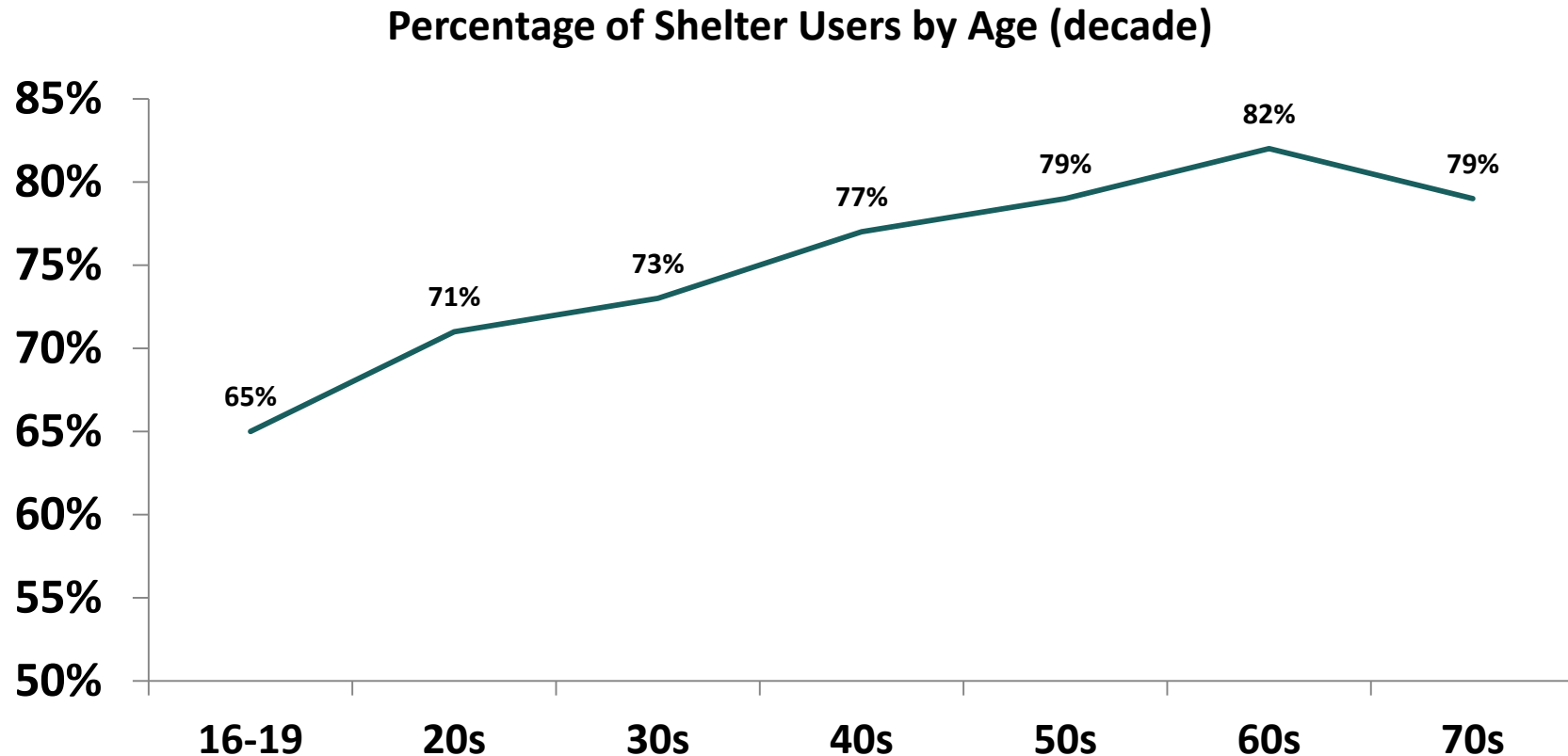


Shelter use over time

Percentage reporting having used a shelter by homelessness duration



Shelter use with age



Question

Roughly 1/3 people experiencing unsheltered homelessness on the night of the count reported not having used a shelter in the past year.

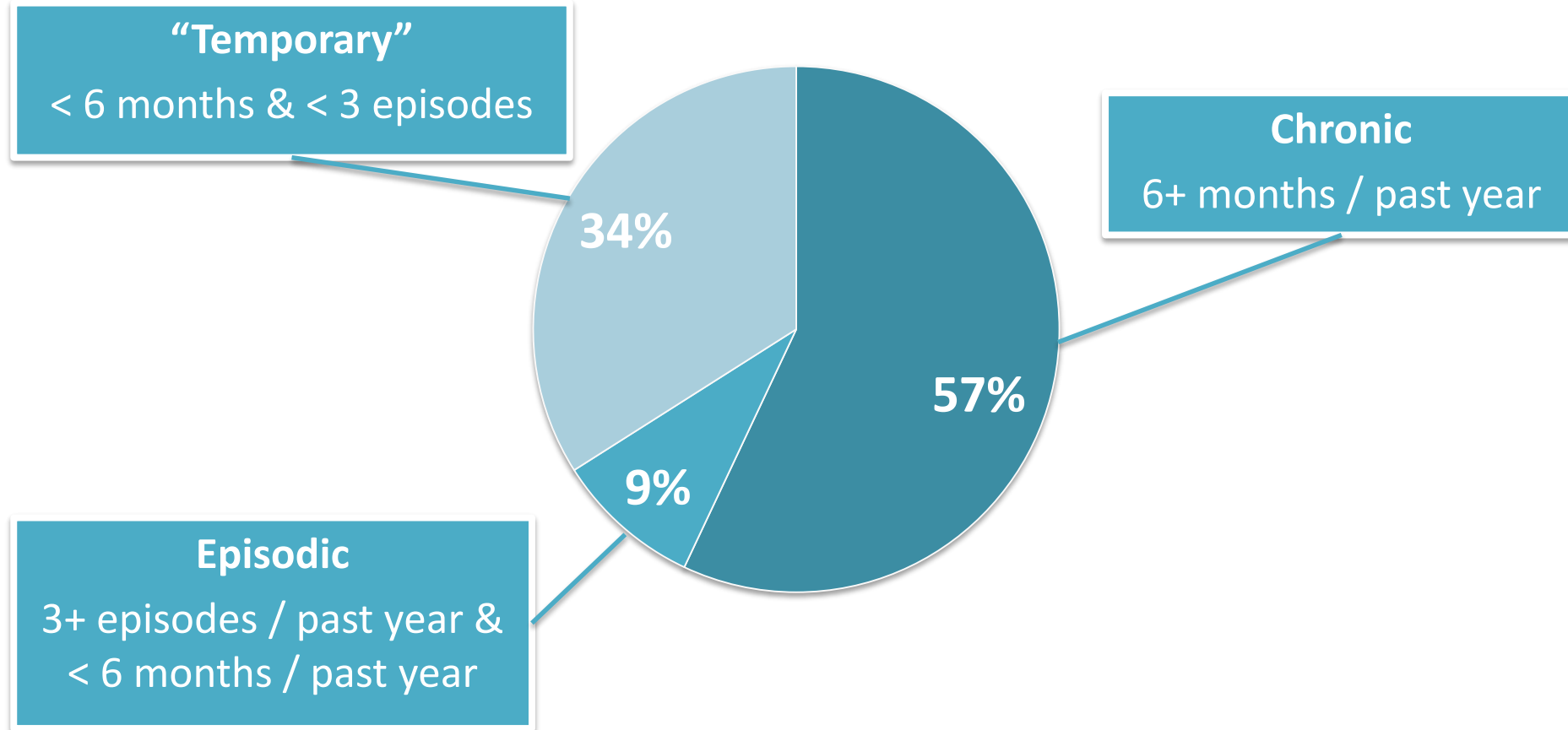
1. Does this correspond to an entrenched unsheltered population?
2. Is there an issue with self report?

Data gap: Longitudinal data on the unsheltered population

Duration and Episodes

- **Over the past year, *how much of the time* have you been homeless?**
- **Over the past year, *how many different times* have you experienced homelessness?**

Duration and Episodes

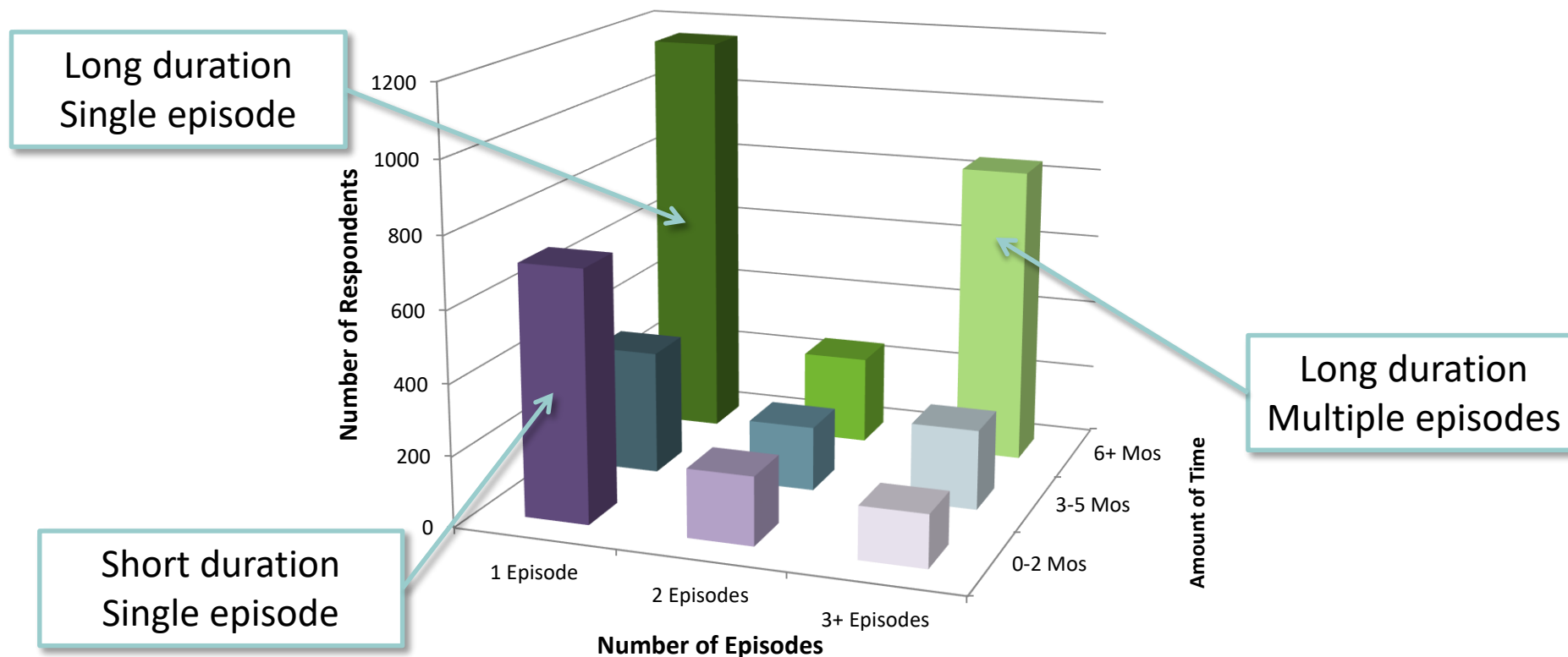


Question: Why did so few respondents report Episodic Homelessness compared to shelter use data?

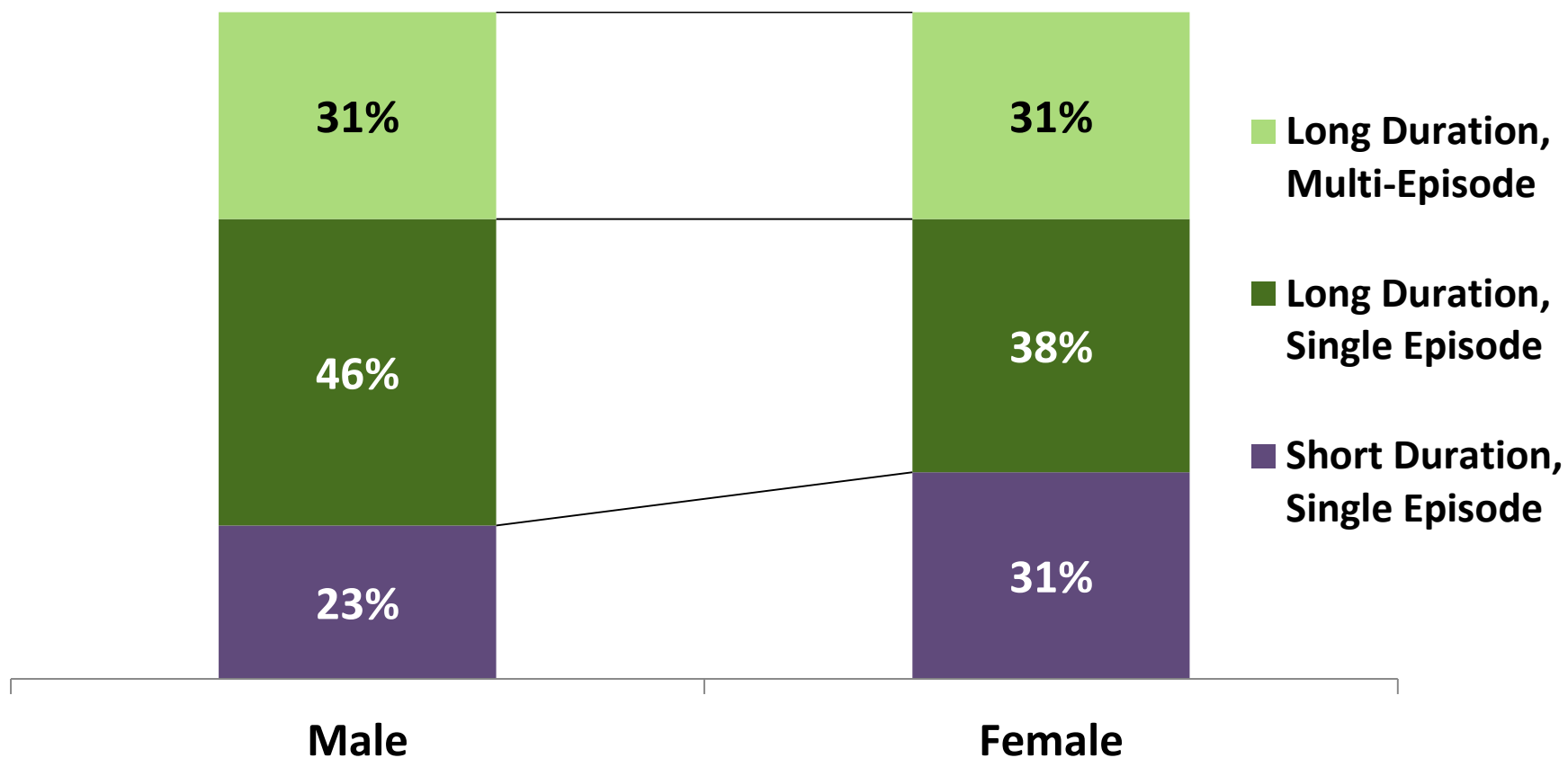
1. PiT counts vs. shelter data
2. Self report - Homelessness outside of the shelter system

Duration and Episodes

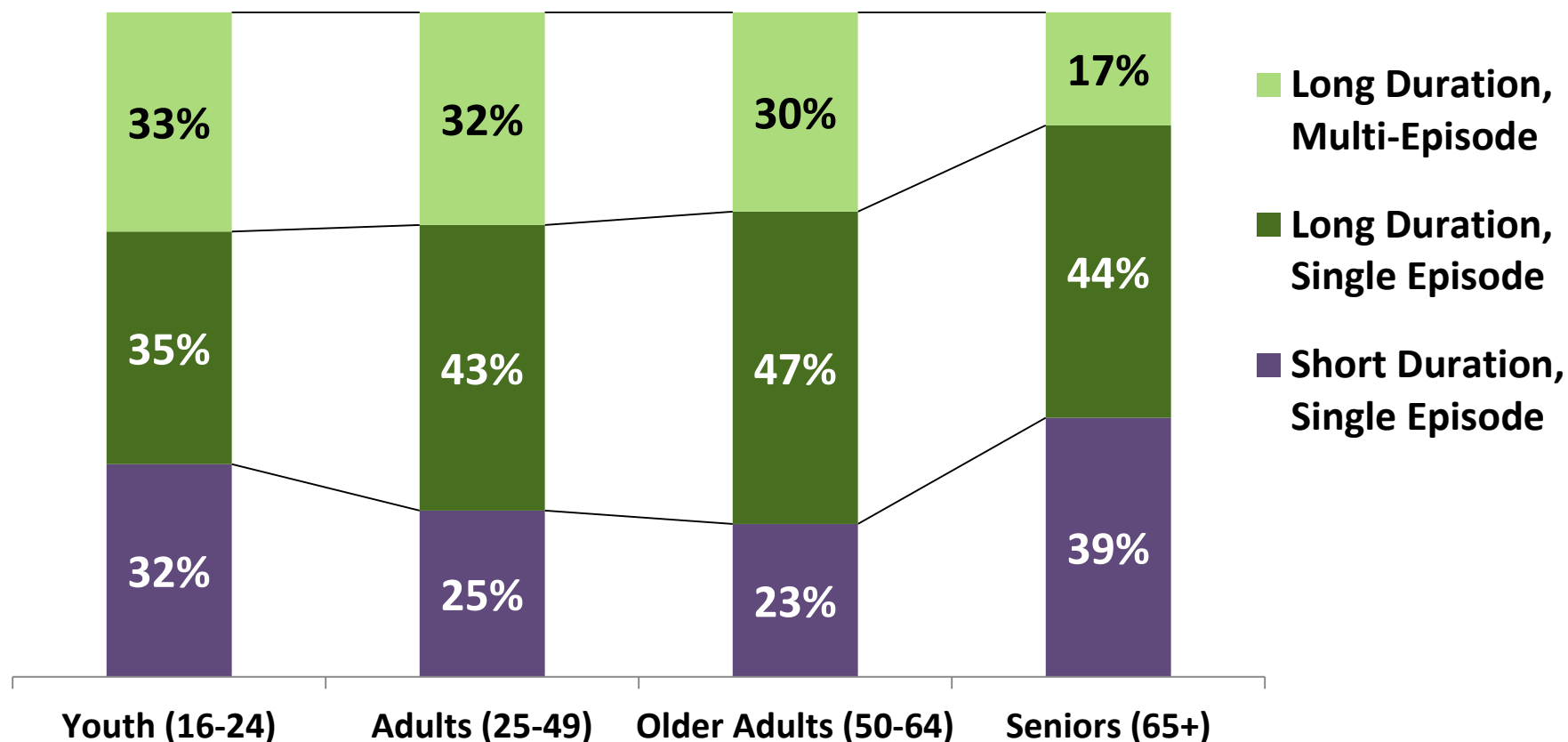
Three common response patterns were evident:



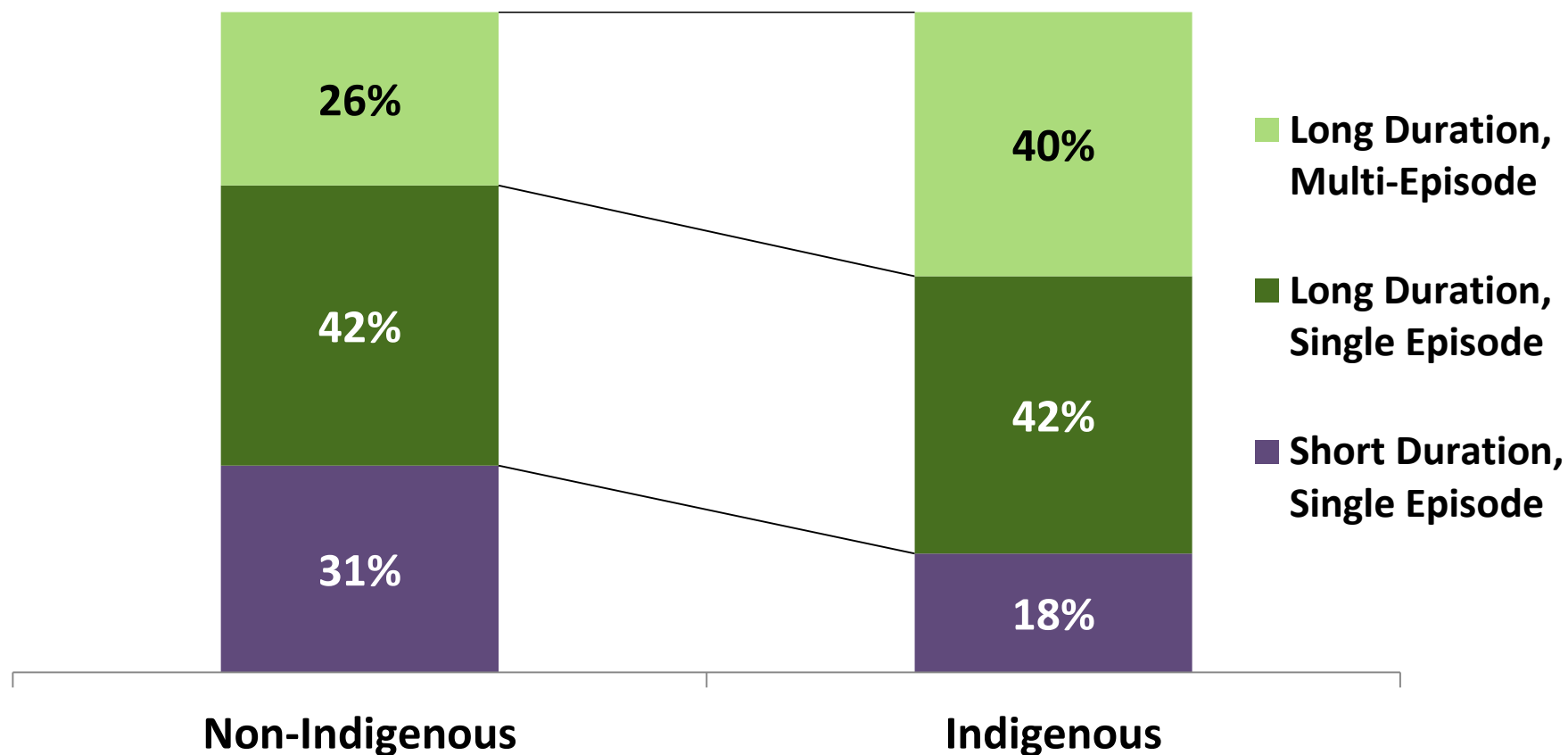
Response Patterns & Gender



Response Patterns & Age



Response Patterns & Indigenous Identity



Reasons for housing loss

	Reasons for most recent housing loss	Short Duration / Single Episode	Long Duration / Single Episode	Long Duration / Multi-Episode
1	Addictions or Substance Use	10%	19%	27%
2	Evicted for Rent or Financial Issues	12%	15%	15%
3	Evicted for Other Reasons	15%	14%	13%
4	Conflict with a Partner or Spouse	11%	12%	11%
5	Job Loss	7%	15%	12%

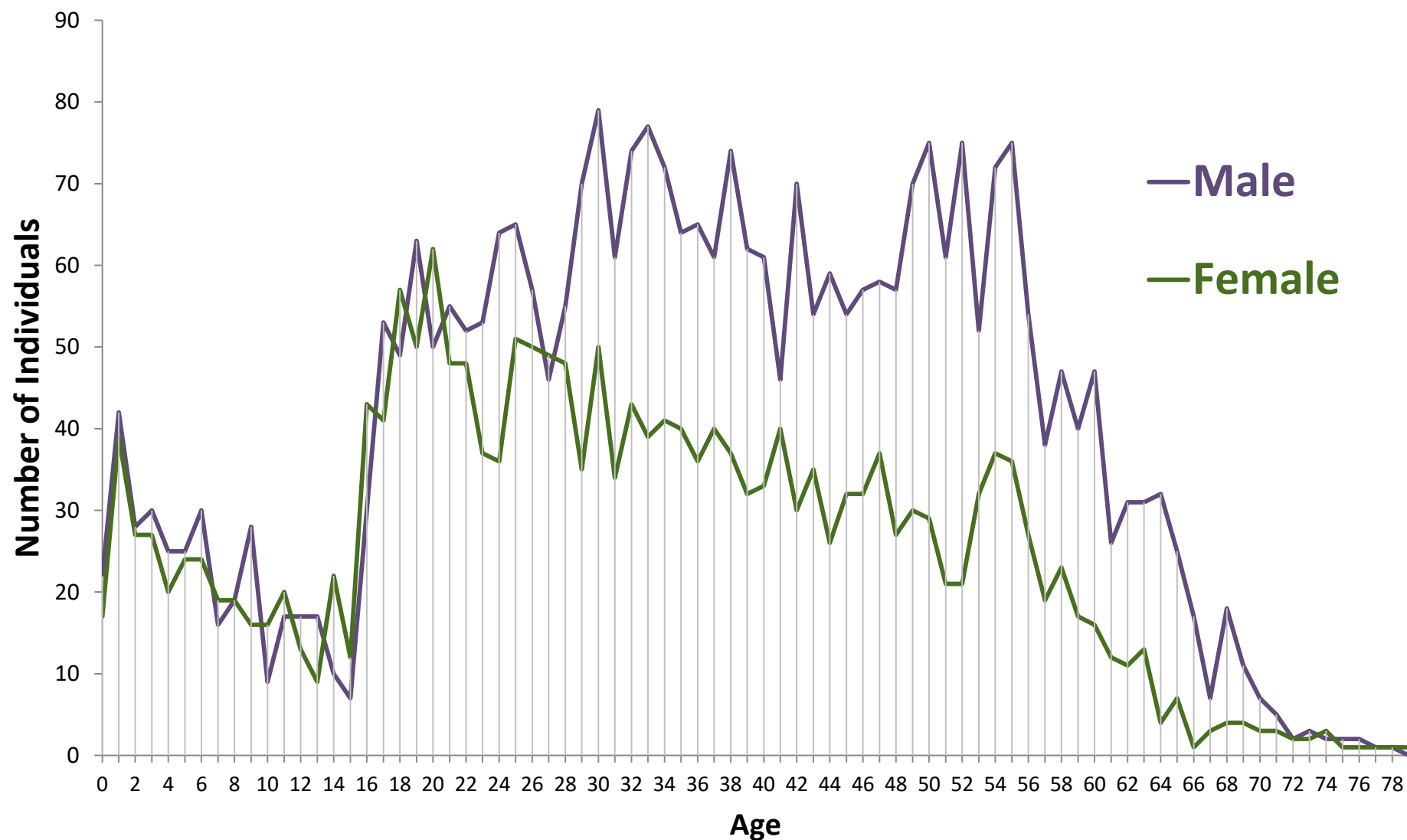


Questions

1. Is there a distinction within chronic homelessness?
 - What happens between episodes?
2. What are the implications for the understanding of episodic homelessness (short duration)?

Data gap: Qualitative research with those identified as experiencing “episodic” homelessness

Gender and Age



Question

1. Do men have more difficulty exiting homelessness?
2. Or are women less likely to become homeless with age?
3. Or both?



Homelessness Partnering Strategy



Additional Core Questions

- Overnight location
- Family members
- **Age of first homelessness**
- Length of homelessness in the past year
- Number of episodes in the past year
- Shelter use in the past year
- Length of time in the community
 - **Migration from...**
- Indigenous identity
- Newcomer status
 - **Length of time in Canada**
- Veteran status
- Age
- Gender identity
- **Sexual orientation (identity)**
- Reasons for housing loss
- Income sources

www.workspaceonhomelessness.ca/pitcounts

“Home page” for the Coordinated PiT Counts

- Ask-Me-Anything/Town Hall sessions
- Survey Forms
- Volunteer training materials
- National and community PiT count reports

The screenshot shows the homepage of the PiT Counts website. At the top, the title 'PiT Counts / Dénombrements Ponctuels' is displayed. Below the title, there is a section titled 'What is a PiT Count?' which explains that a Point-in-Time (PiT) Count is a strategy to help determine the extent and nature of homelessness in a community on a given night, or at a single point in time. To the right of this text are three purple buttons: 'HPS GUIDE TO PIT COUNTS' (with a maple leaf icon), 'PIT COUNT TOOLKIT' (with a pencil icon), and 'WORKSPACE DISCUSSIONS' (with a speech bubble icon). Below this, there is a 'Featured Resource' section with a 'HIGHLIGHTS' banner for the '2016 COORDINATED POINT-IN-TIME COUNT OF HOMELESSNESS IN CANADIAN COMMUNITIES'. Below the banner, it states 'This community forum is managed by the Canadian Observatory on Homelessness.' and includes a 'Contact Us' button. To the right of the featured resource is a grid of 'Additional Resources' with nine icons and labels: 'COMMUNICATIONS & MEDIA' (globe icon), 'PARTNERING WITH INDIGENOUS COMMUNITIES' (handshake icon), 'YOUTH COUNTS' (youth icon), 'PLANNING & LOGISTICS' (gears icon), 'STAKEHOLDER ENGAGEMENT & PARTNERSHIPS' (group of people icon), 'SURVEY FORMS' (document icon), 'VOLUNTEER MANAGEMENT & TRAINING' (person with arrow icon), 'DATA' (bar chart icon), and 'COMPLEMENTARY APPROACHES' (puzzle pieces icon).

Next Steps

Spring – Fall 2017

- Tools and training materials
- Webinars / Town Halls / Ask-Me-Anything Sessions
- Coordinator Training



Thank you! Questions? Comments?

Patrick Hunter

patrick.hunter@hrsdc-rhdcc.gc.ca

819-654-2247

Resources

Guide

www.canada.ca/en/employment-social-development/programs/communities/homelessness/reports/guide-point-in-time-counts.html

Toolkit

www.homelesshub.ca/pitcounttoolkit

Workspace

www.workspaceonhomelessness.ca

